

deliziante.cal 1000

Model Code F2225

date of issue 22-07-14 revision 00
revision of 24-02-21 (the present replaces any previous versions)



Designer: centro studi interno

Structure: pinewood, multilayer and plywood covered with polyurethane foam.

Spring system: elastic webbing

Seat Padding: seat cushions in ecological polyurethane foam covered with 100% polyester layer.

Back Padding: ecological polyurethane foam covered with 100% polyester layer.

Arm Interior: ecological polyurethane foam covered with 100% polyester layer.

Removability: not available

Sewing: leather coverings feasible with contrast stitching in the colors available; cuts and sewing vary on fabric coverings.

Standard feet: rosewood colored PL881 beech-wood base, available upon request in black, cherry, dark walnut, light walnut, silver and natural. PM882 shiny steel base, h. 8 cm, only on versions with metal base.

Please note: the "capitoné" working process that characterizes the model cannot be realized with the following articles: Orion, Emotion, Antares, Nature, Mammut, Manhattan, Rush, Baby, Bonus and Dandy.

Density of seat and back

Markets	Seat	Back
I	35 Medium	35
D - NL - CH	35 hard	35 hard
USA - California	35 soft	35 soft
GB	35 fire retardant	35 fire retardant
Others	35 Medium	35

Note: when no values/contents are specified in the chart, please refer to 'Others' field/area.

Coverings

	suggested	not suggested	not possible
thick leathers			✓
thin elastic leathers	✓		
natural leathers	✓		
fabric*	✓		
microfibre*			✓
leather + split			✓
DeLuxe			✓
multi colour			✓
multi-category			
multi covering			✓

Please note: for not removable models, only one colour fabric covers are available.

* fabrics and microfibers are not available for the U.K. market

Multicovering / Components / Optional vers.



Feet



PL881

PM882

Ottoman



With the reservation of carrying for production purposes and without advanced notices modifications on the materials, coverings and dimensions of the product as indicated in the relevant specification. The given dimensions and volume are of indicative value being subject to the production process tolerances.

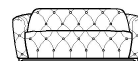
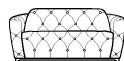
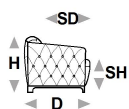


↑ fold following the dotted line ↑

deliziante.cal 1000



L Length - H Height - D Depth - SH Seat Height - SD Seat Depth
Dimensions refer to maximum sizes of the version with closed mechanism (where available).



dimensions	L 85	L 85	L 145	L 165
version code	H71 D84 SH43 SD53 100	H71 D84 SH43 SD53 H96	H71 D84 SH43 SD53 200	H71 D84 SH43 SD53 240
Description	chair	armchair with metal base	2 seater	2 1/2 seater

↓ fold following the dotted line ↓

