



Model Code F2600

revision 00 of 03-04-19
(the present replaces any previous versions)

Designer: centro studi interni

Structure: pinewood, beechwood, multilayer and plywood covered with polyurethane foam, additionally wrapped with thermo-bonded textile fabric coupled with cloth.

Spring system: elastic webbing

Seat Padding: seat cushions in ecological polyurethane foam and micromax, additionally wrapped with thermo-bonded textile fabric coupled with cloth.

Back Padding: back cushions in ecological polyurethane foam and micromax, additionally wrapped with thermo-bonded textile fabric coupled with cloth.

Arm Interior: in ecological polyurethane foam and micromax, additionally wrapped with thermo-bonded textile fabric coupled with cloth.

Removability: not available. Loose back and seat cushions.

Sewing: leather coverings feasible with contrast stitching in the colors available; cuts and sewing vary on microfiber (or fabric) coverings.

Standard feet: PVC h. 4 cm.

Density of seat and back

Markets	Seat	Back
I	35/30 Medium	27+micromax
D - NL - CH		
USA - California		
GB	37 fire retardant	27+micromax fire retardant
Others	35/30 Medium	27+micromax

Note: when no values/contents are specified in the chart, please refer to 'Others' field/area.

Coverings

	suggested	not suggested	not possible
thick leathers	✓		
thin elastic leathers	✓		
natural leathers	✓		
fabric*	✓		
microfibre*	✓		
leather + split			✓
DeLuxe			✓
multi colour			✓
multi-category			✓
multi covering			✓

Please note: for not removable models, only one colour fabric covers are available.

** fabrics and microfibers are not available for the U.K. market*

Multicovering / Components / Optional vers.

--	--	--

Feet

--	--	--

PVC H4

Ottoman

--	--	--

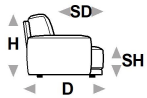
With the reservation of carrying for production purposes and without advanced notices modifications on the materials, coverings and dimensions of the product as indicated in the relevant specification. The given dimensions and volume are of indicative value being subject to the production process tolerances.

↑ fold following the dotted line ↑

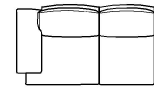
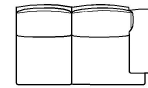
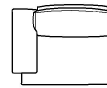
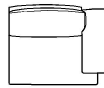
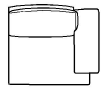
foster.cal 1155



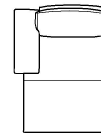
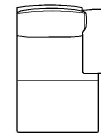
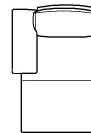
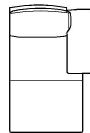
L Length - H Height - D Depth - SH Seat Height - SD Seat Depth
 Dimensions refer to maximum sizes of the version with closed mechanism (where available).



dimensions	L 210 H80 D103 SH43 SD60	L 230 H80 D103 SH43 SD60	L 250 H80 D103 SH43 SD60	L 105 H80 D103 SH43 SD60	L 105 H80 D103 SH43 SD60
version code	240	300	U70	110	120
Description	2 1/2 seater	3 seater	large 3-seater	1 right arm facing chair	1 left arm facing chair



L 115 H80 D103 SH43 SD60	L 115 H80 D103 SH43 SD60	L 125 H80 D103 SH43 SD60	L 125 H80 D103 SH43 SD60	L 175 H80 D103 SH43 SD60	L 175 H80 D103 SH43 SD60
114	124	U73	U74	251	252
rhf maxi chair	lhf maxi chair	large rhf chair	large lhf chair	1 right arm fac. 2 1/2 str	1 left arm fac. 2 1/2 str



L 195 H80 D103 SH43 SD60	L 195 H80 D163 SH43 SD60	L 105 H80 D163 SH43 SD120	L 105 H80 D163 SH43 SD120	L 115 H80 D163 SH43 SD120	L 115 H80 D163 SH43 SD120
310	320	410	420	601	602
1 right arm facing 3 str	1 left arm facing 3 str	chaise lon. raf arm fac	chaise lon. lft arm fac	maxi chaise lon. rgt arm fac.	maxi chaise lon. lft arm fac.

↓ fold following the dotted line ↓

