

fly 2.0.premium 1200



Model Code F5641

date of issue 02-11-21 revision 00
revision of 28-11-23 (the present replaces any previous versions)

Designer: Bernard Masson

Structure: pinewood, multilayer and plywood covered with ecological polyurethane foam wrapped with 100% polyester padding. On tilt versions only, backrests rest on a metal mechanism.

Spring system: elastic webbing

Seat Padding: seat cushions in ecological polyurethane foam covered with 100% polyester padding.

Back Padding: backrests and lumbar supports in ecological polyurethane foam covered with 100% polyester padding.

Arm Interior: armrests in ecological polyurethane foam covered with 100% polyester padding.

Removability: not available

Sewing: leather coverings feasible with contrast stitching in the colors available; cuts and sewing vary on microfiber (or fabric) coverings.

Mechanisms: the model is provided with armrests that can be manually lifted. "Tilt" versions are equipped with a metal mechanism that can be manually operated. The mechanism allows the backs to be moved backwards and/or forwards, to get different seat comforts. With backrests positioned backwards the seat depth lengthens by 42 cm (17"). The depth of the model with open back mechanism lengthens up to 138 cm (54").

Standard feet: the model is lifted 16 cm off the floor. PM2231 on armrest sides, PM 2233 on armless sides, PM 2232 on armrest side versions AU9/AU8, PM2235 on fixed versions armrest sides and RHF/LHF dormeuse. All listed feet are available with standard Graubraun finish. Alternatively, it is possible to choose among the standard finishes enclosed in the sample book. The sample book also includes "special" finishes available with a price upcharge, subject to production approval. Some versions may be equipped with hidden feet with a supporting structural function (PM2236 h. 15.5 cm in matt black colored metal).

Please note: the model is completely finished on all sides; each single element is upholstered also on inner sides.

Density of seat and back kg/cbm (±5%) (1)

Markets	Seat	Back
I	35 Medium	24
D - NL - CH		
USA - California	35 soft	24 soft
GB	37 fire retardant	27 fire retardant
Others		

(1) Density: volume mass apparently determined on materials without any kind of covers and according to the UNI EN ISO 845 regulations. Indicated values refer to production averages; the Company reserves the right, if needed, to make changes to the declared technical characteristics. Before use, it is advisable to look at the SAFETY INFORMATION TECHNIQUE for info regarding use and protection of people and of the environment, in compliance with existing EEC regulations.

Coverings

	suggested	not suggested	not possible
thick leathers	✓		
thin elastic leathers	✓		
natural leathers	✓		
fabric*	✓		
microfibre*	✓		
leather + split			✓
DeLuxe			✓
multi colour**			✓
multi-category**			✓
multi covering**			✓

Please note: for not removable models, only one colour fabric covers are available.



Feet



PM2231

PM2233

PM2232



PM2235

PM2236

Ottoman



We reserve the right to amend materials, covers and product dimensions shown on the data sheet, for production purposes and without prior notice. The line drawings, graphic information, dimensions, and volume provided are approximate and may vary due to the tolerances allowed in the production process with a view to improvements. The following maximum load values are recommended under normal use: armchairs max. 120 kg, 2-seater sofas max. 200 kg (2x100 kg), 3-seater sofas max. 240 kg (3x80 kg). Exceeding the recommended load may cause a structural failure of the sofa/armchair or its components.

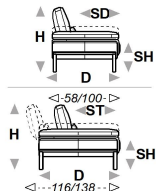


↑ fold following the dotted line ↑

fly 2.0.premium 1200

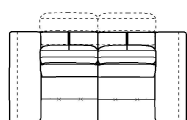


L Length - H Height - D Depth - SH Seat Height - SD Seat Depth
Dimensions refer to maximum sizes of the version with closed mechanism (where available).

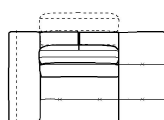


dimensions

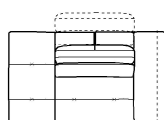
version code	L 206 H90 D96 SH42 SD58	L 226 H90 D96 SH42 SD58	L 192 H90 D96 SH42 SD58	L 192 H90 D96 SH42 SD58	L 206 H90 D116 SH42 SD58
Description	2 1/2 seater	3 seater	1 left arm facing dormeuse	1 right arm facing dormeuse	tilt back 2-seater 1/2 sofa



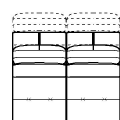
L 226 H90 D116 SH42 SD58
Q62
tilt back 3-seater sofa



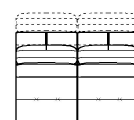
L 192 H90 D116 SH42 SD58
Q64
lhf tilt back dormeuse



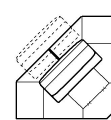
L 192 H90 D116 SH42 SD58
Q63
rhf tilt back dormeuse



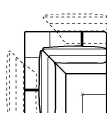
L 140 H90 D116 SH42 SD58
BS0
tilt armless 2 1/2 seater



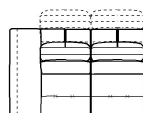
L 160 H90 D116 SH42 SD58
QB0
tilt armless 3-seater



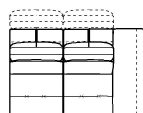
L 130 H90 D130 SH42 SD58
QB1
tilt corner



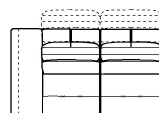
L 116 H90 D116 SH42 SD58
BS3
tilt square corner



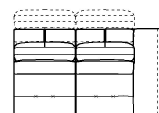
L 172 H90 D116 SH42 SD58
AU3
tilt lhf 2 1/2 seater



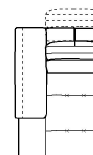
L 172 H90 D116 SH42 SD58
AU2
tilt rhf 2 1/2 seater



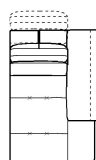
L 192 H90 D116 SH42 SD58
AU5
tilt lhf 3 seater



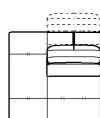
L 192 H90 D116 SH42 SD58
AU4
tilt rhf 3 seater



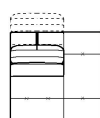
L 113 H90 D167 SH42 SD109
AU9
tilt maxi lhf chaise long



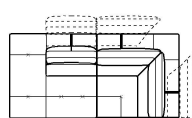
L 113 H90 D167 SH42 SD109
AU8
tilt maxi rhf chaise long



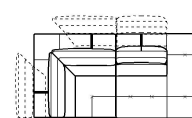
L 117 H90 D116 SH42 SD58
BS5
tilt lhf mer.armless chair



L 117 H90 D116 SH42 SD58
BS4
tilt rhf mer.armless chair



L 233 H90 D116 SH42 SD58
BS2
tilt lhf sq.mer.chr.sq.corn.



L 233 H90 D116 SH42 SD58
BS1
tilt rhf sq.mer.chr.sq.corn.

↓ fold following the dotted line ↓

