

# pralin outdoor.cal 1235



## Model Code F2720

date of issue 23-11-23 revision 00  
revision of 10-03-24 (the present replaces any previous versions)

**Designer:** Centro studi Calia

**Structure:** steel and aluminum base painted in 7032 Grigio Ghiaia (pebble grey), also available upon request in: 6011 Verde Reseda (reseda green), matt black and graubraun. Metal backrests support structure. "Coffee table" versions are equipped with a slatted top, in natural finish Iroko wood.

**Seat Padding:** in ecological polyurethane foam covered with 100% polyester padding, additionally covered with thermo-bonded textile fabric coupled with cloth. The padding is completely wrapped in a water-repellent, breathable special cover.

**Back Padding:** in ecological polyurethane foam covered with 100% polyester padding, additionally covered with thermo-bonded textile fabric coupled with cloth. The padding is completely wrapped in a water-repellent, breathable special cover.

**Removability:** entirely removable covers

**Sewing:** the model features a decorative stitch called n. 8\_1 ago (needle), on seat and back cushions, available upon request with contrast stitching in the colors available.

**Standard feet:** painted steel feet matching with the base, h 11 cm.

**Optional versions:** ottoman armrest (BP6), armrest (870) and square pillow (658) in (non fire-retardant) polystyrene beads. Cushion set (DL4) includes n. 1 maxi square pillow in (non fire-retardant) polystyrene beads and n. 2 small cushions in feather mix. All paddings are completely wrapped in a water-repellent, breathable special cover.

**Please note:** \* the model can only be produced with the enabled outdoor fabrics.

### Density of seat and back kg/cbm (±5%) <sup>(1)</sup>

Markets	Seat	Back
I	26 Medium	24
D - NL - CH	26 hard	24 hard
USA - California	26 soft	24 soft
GB	26 fire retardant	24 fire retardant
Others	26 Medium	24

<sup>(1)</sup>Density: volume mass apparently determined on materials without any kind of covers and according to the UNI EN ISO 845 regulations. Indicated values refer to production averages; the Company reserves the right, if needed, to make changes to the declared technical characteristics. Before use, it is advisable to look at the SAFETY INFORMATION TECHNIQUE for info regarding use and protection of people and of the environment, in compliance with existing EEC regulations.

### Coverings

	suggested	not suggested	not possible
thick leathers			✓
thin elastic leathers			✓
natural leathers			✓
fabric*	✓		
microfibre*			✓
leather + split			✓
DeLuxe*			✓
multi colour**			✓
multi-category**			✓
multi covering**			✓

Please note: for not removable models, only one colour fabric covers are available.

\* Deluxe, Fabrics and microfibers are not available for the U.K. - USA/CA - IE market.



1235T

### Feet



### Ottoman



We reserve the right to amend materials, covers and product dimensions shown on the data sheet, for production purposes and without prior notice. The line drawings, graphic information, dimensions, and volume provided are approximate and may vary due to the tolerances allowed in the production process with a view to improvements. The following maximum load values are recommended under normal use: armchairs max. 120 kg, 2-seater sofas max. 200 kg (2x100 kg), 3-seater sofas max. 240 kg (3x80 kg). Exceeding the recommended load may cause a structural failure of the sofa/armchair or its components.

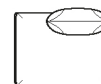
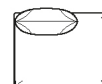
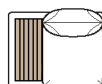
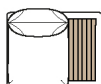
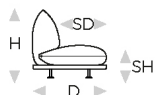


↑ fold following the dotted line ↑

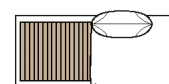
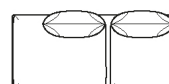
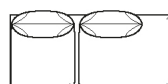
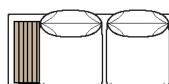
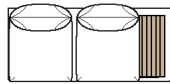
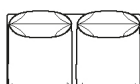
# pralin outdoor.cal 1235



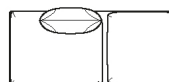
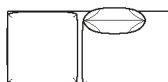
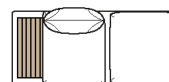
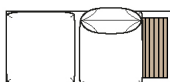
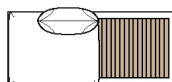
L Length - H Height - D Depth - SH Seat Height - SD Seat Depth  
Dimensions refer to maximum sizes of the version with closed mechanism (where available).



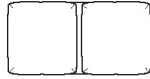
dimensions	L 86 H80 D100 SH40 SD61	L 123 H80 D100 SH40 SD61	L 123 H80 D100 SH40 SD61	L 123 H80 D100 SH40 SD61	L 123 H80 D100 SH40 SD61
version code	130	CH8	CH9	168	169
Description	chair without armr.	rhf table term.arml.chair	lhf table term.arml.chair	chr no arms mer.rgt fac.ter.	chr no arms mer.lft fac. term.



L 173 H80 D100 SH40 SD61	L 209 H80 D100 SH40 SD61	L 209 H80 D100 SH40 SD61	L 209 H80 D100 SH40 SD61	L 209 H80 D100 SH40 SD61	L 214 H80 D100 SH40 SD61
230	QD0	QD1	495	496	QD4
2 str with no armr.	rhf table term.armless 2-str	lhf table term.armless 2-str	2s.no arms mer.rgt fac. term.	2s.no arms mer.lft fac. term.	rf mer.ter.arml.chr tbl corn



L 214 H80 D100 SH40 SD61	L 214 H80 D100 SH40 SD61	L 214 H80 D100 SH40 SD61	L 216 H80 D100 SH40 SD61	L 216 H80 D100 SH40 SD61	L 90 H17 D90 SH- SD- QD8
QD5	QE0	QE1	BO2	BO3	QD8
lf mer.ter.arml.chr tbl corn	rhf tbl.ter.arml.chr ott.cor	lhf tbl.ter.arml.chr ott.cor	rhf mer.end arml.chr ott.cor	lhf mer.end arml.chr ott.cor	coffee table corner



L 94 H40 D94 SH40 SD-	L 184 H40 D94 SH40 SD-	L 209 H40 D121 SH40 SD-	L 86 H40 D86 SH40 SD-	L 76 H38 D34 SH- SD-	L 60 H29 D29 SH- SD-
BP0	BP2	BP4	540	BP6	870
ottoman corner	double ottoman corner	island	ottoman	ottoman armrest	armrest

↓ fold following the dotted line ↓

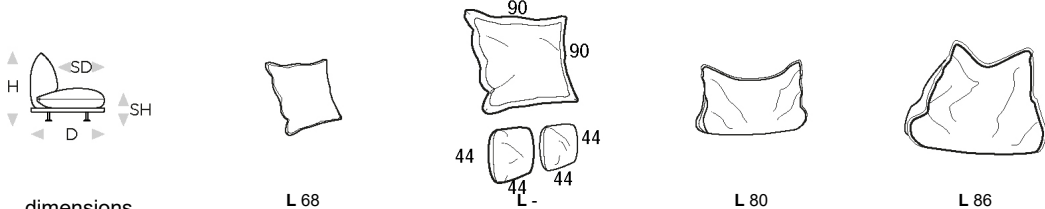


↑ fold following the dotted line ↑

# pralin outdoor.cal 1235



**L Length - H Height - D Depth - SH Seat Height - SD Seat Depth**  
 Dimensions refer to maximum sizes of the version with closed mechanism (where available).



dimensions	L 68	L 90	L 80	L 86
version code	H68 D10 SH- SD-	H- D- SH- SD-	H50 D49 SH- SD-	H65 D84 SH- SD-
	658	DL4	BH2	BG7
Description	square pillow	cushion set	bucket backrest	bucket footstool

↓ fold following the dotted line ↓

